

Fixed Lite Window

TERNALLY BROKEN COMMERCIAL SERIES - 125mm FRAME

PRODUCT SPECIFICATION SHEET



Rylock Fixed Lite Windows introduce sunlight and landscapes into the home, offering endlessly customisable designs for traditional, contemporary and cutting edge projects.

Rylock Thermally Broken Commercial Series Fixed Lite Windows are endlessly customisable to enhance a home's architectural style. They are available with a maximum area of 6m², as custom raked head (3, 4 or 5-sided configurations), or butt joint windows. Rylock offers a range of structural members, and Fixed Lite Windows can also be coupled to other Commercial Series products to deliver custom configurations for your project's individual requirements.

Thermally Broken Fixed Lite Windows are glazed in accordance with Australian Standards AS 1288 *Glass in Buildings* and whilst a large range of options are available, all products are glazed with Grade A Safety Toughened Low-e Double Glazing (Argon Fill) as a standard specification.

The Thermally Broken Fixed Lite Window's reveal type and depth can be customised to suit various building materials and the product frame features a concealed fixing pocket which allows the window to be secured via the temporary removal of a product infill.

Rylock products are powder coated in-house from a selection of 30 standard colours and textures, which have been tested by the CSIRO for durability.

Rylock manufacture products designed to meet your particular site conditions and any existing requirements, to achieve the best results. Speak with a Rylock Sales Consultant about your home or next project to achieve a custom, high performance solution.

TECHNICAL SPECIFICATIONS

Max Product Height	6000mm ⁽¹⁾
Max Product Width	6000mm ⁽¹⁾

Glazing Capacity	4mm - 25mm
------------------	------------

Wind Rating	N1 - N3
-------------	---------

Air Infiltration	0.6 L/s.m ²
------------------	------------------------

Water Resistance	600 Pa
------------------	--------

⁽¹⁾ Product's glazing height and width are relative measures, and must comply with maximum area and mass limitations (on page 6).

ENERGY PERFORMANCE

U _w Value	1.7 ⁽²⁾
----------------------	--------------------

SHGC _w Range	0.24 - 0.53 ⁽²⁾
-------------------------	----------------------------

⁽²⁾ Energy results are product and size specific. As product sizes reduce, energy values increase. Custom energy results can be supplied with your Quotation - Sales Order.

Fixed Lite Window

THERMALLY BROKEN COMMERCIAL SERIES - 125mm FRAME

Rylock Thermally Broken Commercial Series Fixed Lite Windows are endlessly customisable, offering stunning architectural designs and many outstanding features:




 NOISE SOLUTION

 SECURITY SOLUTION

 BUSHFIRE SOLUTION

PRODUCT FEATURES



1

Concealed Fixing Pocket allows the window to be secured via the temporary removal of a product infill.



2

A range of **Structural Members** to suit your individual product and project site requirements.



3

Custom **Raked Head** windows in 3, 4 or 5-sided configurations enhance a home's architectural style.



4

Weep Holes expell excess water for compliance with AS2047 water penetration resistance.



5

IGU standard specification is Grade A Safety Toughened Low-e Double Glazing (Argon Fill).



6

Optional **Sill Flap** expels water from the building for Brick Veneer and Double Brick applications.

Fixed Lite Window

THERMALLY BROKEN COMMERCIAL SERIES - 125mm FRAME

A product's reveal type and depth can be customised to suit various building materials, to achieve a particular architectural style and deliver ultimate customisation.



Example of Plaster Reveal Offset application



Primed Timber Reveal

A pre-primed in-line timber reveal for ease of installation is ready for painting.
Architrave supplied by others.



Hardwood Reveal

Select grade hardwood in-line timber reveal for ease of installation is ready to varnish.
Architrave supplied by others.



Plaster Reveal Offset

Common in modern housing construction (pictured left) products are fitted with a 1.6mm spacer to aid installation of the EzyReveal™ system.



Reveal Equaliser

A versatile solution which provides a powder coated finish to the full height of the internal surface of the frame with concealed fixing pocket.

Fixed Lite Window

THERMALLY BROKEN COMMERCIAL SERIES - 125mm FRAME

TECHNICAL RESOURCES



V26.2

Fixed Lite Window

THERMALLY BROKEN COMMERCIAL SERIES - 125mm FRAME

SIZING & CONFIGURATIONS

Given the custom nature of Rylock Thermally Broken Commercial Series Fixed Lite Windows, product configurations are virtually limitless, provided compliance with Australian Standards is met. Page 6 of this technical resource details Rylock's sizing matrix for Fixed Lite panels which comply with NCC requirements.

These resources are best used in consultation with your Rylock Sales Consultant or alongside Rylock's Revit Library, which features in-built sizing limitations.

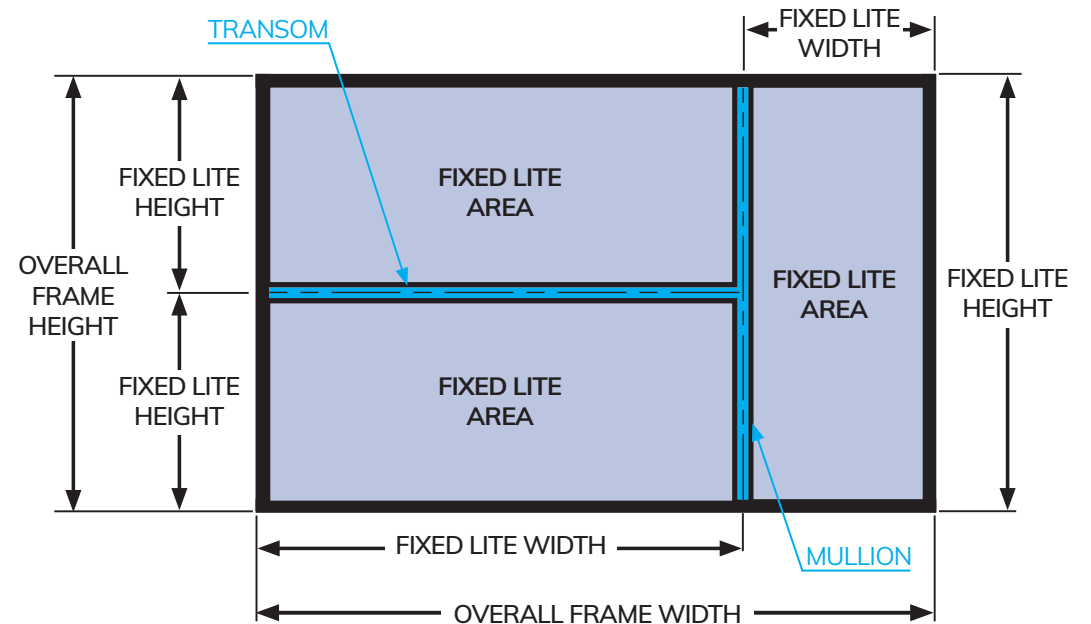
This diagram (right) is an example which highlights the relationship between sizing and configurations of Fixed Lite panels within the overall frame. Structural members (comprising of mullions and transoms [drawn here in blue]) are used to split glazed portions of an overall frame to ensure each individual panel meets the product's compliance requirements. Where product configurations allow, Fixed Lite Windows can also be coupled to other products in the Commercial Series range.

Note: Overall frame width and height cannot exceed 6000mm.

Fixed Lite parameters, (shown in this diagram in blue), detail the size limitations that correspond to maximum panel area.


Refer to page 6 for the Fixed Lite Sizing Matrix.

Note: Dimension 1 and dimension 2 on the sizing matrix are interchangeable providing product is within maximum areas specified.



Rylock's REVIT Library offers a comprehensive family of product configurations for integration into your next project. Parametric modelling aids the specification of Rylock product, with a content library that is comprised of 8 primary product ranges, with 64 separate families that represent a wide range of overall size and configuration options.

Designers and Architects can download the Revit virtual showroom, product library and user guide at our website: www.rylock.com.au/resources/specify

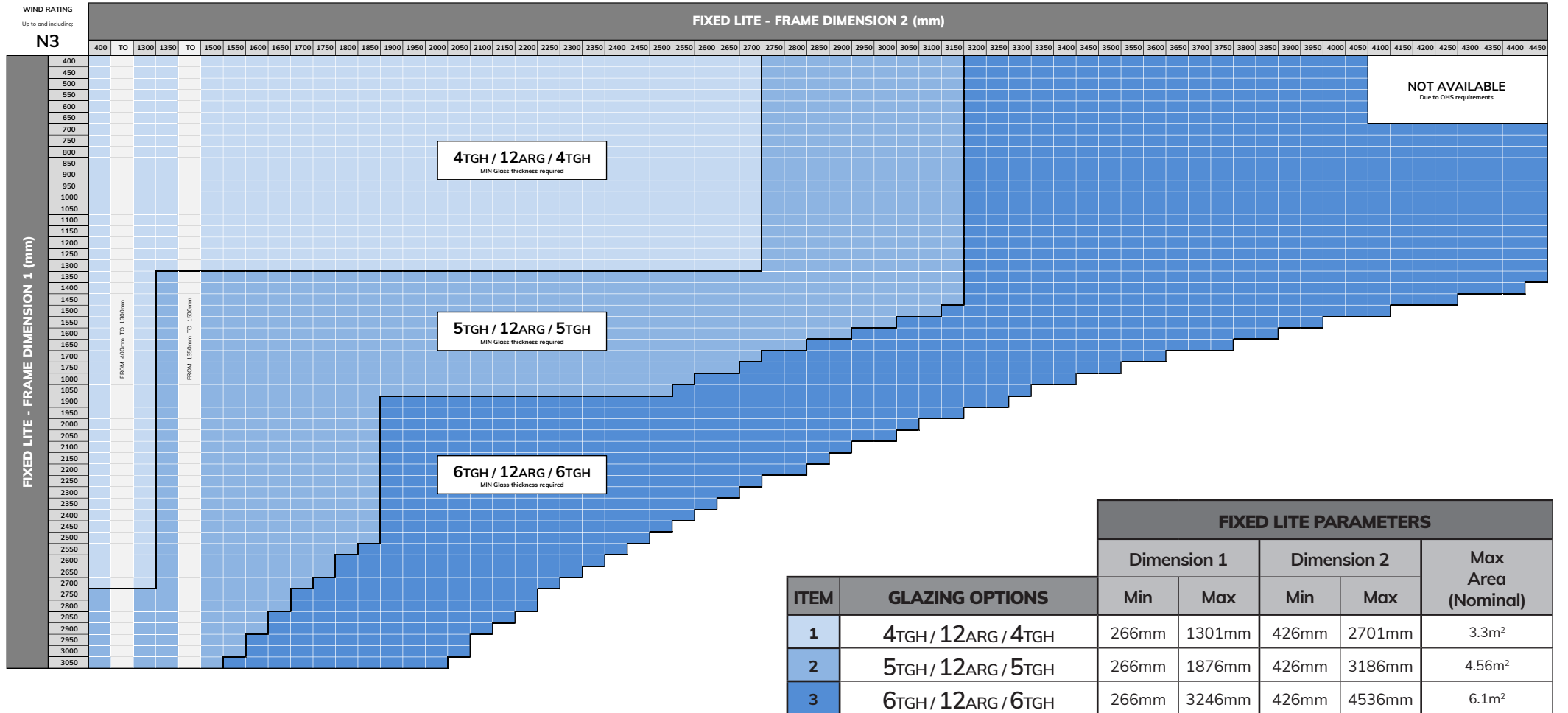


Fixed Lite Window

THERMALLY BROKEN COMMERCIAL SERIES - 125mm FRAME

FIXED LITE SIZING MATRIX

These technical resources are best used in consultation with your Rylock Sales Consultant.



Notes:

- This matrix is based on frame sizes using Rylock's default Comfort Solution Glazing: High Performance Low-e DG IGU.
- Other glazings are available with various sizing limitations, discuss options with your Rylock Sales Consultant.
- The shaded regions display the minimum required glass thickness for compliance with human impact and N1 - N3 wind rating.
- Frame Dimension 1 and Frame Dimension 2 can be interchanged with respect to the height and width of Fixed Lite.
- All sizes are based on outer frame dimensions (not glass dimensions).
- TGH means Toughened Glass (Grade A Safety).
- ARG means Argon Gas (Inert gas used in IGUs for energy efficiency).

Fixed Lite Window

TERNALLY BROKEN COMMERCIAL SERIES - 125mm FRAME

INSTALLATION RESOURCES

These technical resources are best used in consultation with your Rylock Sales Consultant.



Rylock has extensive resources to support customers in the best practice application of its products. Our extensive online library has technical resources including product x-section drawings in PDF and DWG format, typical building-in installation detail with 3D interactive renders, as well as operation and adjustment videos.

The most vital aspect of correct function is correct installation and it is recommended that the manufacturer's specification is always followed as improper installation can lead to air infiltration, moisture and poor overall product performance. Rylock has comprehensive typical building-in detail for four common wall types to assist installers:

- Lightweight Cladding | Linea Board
- Lightweight Cladding | Hebel PowerPanel
- Brick Veneer; and
- Double Brick

[View the Thermally Broken Commercial Series Fixed Lite Window Installation Guide](#)

SCAN QR CODE FOR INSTALLATION GUIDE

Technical Resources on this page include:

- 3D Interactive Renders
- Typical Building-In Detail CAD Drawings
- Link to the NCC (requires login)
- AGWA Fixing Guide (PDF download)

